


10,000 gallon below ground installation requirements

• For septic installations, it is important to contact your local or state sanitarian regarding approved installation procedures.


• Water runoff caused by sloping terrain, adjacent structures, or paved surfaces can be problematic if the site selection and installation are not managed properly. Failure to locate the tank site properly in areas of water runoff caused by sloping terrain, adjacent structures or paved surfaces, and/or not managing the installation properly can void the warranty.

1. REQUIRED EQUIPMENT



1a. You'll need an excavator large enough to lift 3000 pounds.

1b. You'll need an excavator large enough to lift a tank that is 9' tall, 8.5' wide and 30' long.



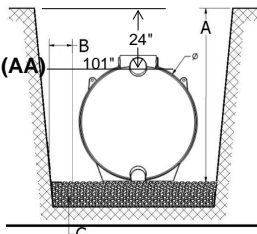
1c. An excavator large enough to dig a hole: 143" deep (about 12 feet) 408" long (about 34 feet) 150" wide (about 13 feet)



1d. Water truck/access to 7000 gallons of water. Using a garden hose could take 30 hours to fill tank.


1e. 1" steel bars and 4 chain sling to move tank.

2. EXCAVATION



A. Excavate to a depth that will provide a minimum of 6" and maximum of 24" of cover over the top of the cylindrical part of the tank (AA) This would be at 101" high from the bottom.


B. Allow 18" to 24" on both sides and both ends of the tank.




C. Prepare the tank bed. Bedding material is well-packed sand — 6" minimum in soil terrain, 12" minimum in rock terrain. The tank should be installed level.

2. BACKFILL MATERIAL


A. ¾- minus backfill from top of bedding to bottom of fitting flats on top of the tank. Do not use native soil.



3. BACKFILLING EXTERIOR



A. Put 2000 gallons of water in the tank, then start backfilling.




B. Use ¾ minus backfill from top of bedding to bottom of fitting flats on top. Note: Keep water in tank 12" higher than backfill outside the tank during the entire backfill process up to 7000 gallons.


C. Maximum backfill over the top of the tank is 24" See #2 for details.

D. Mound soil over the top of the tank to direct surface water away from the tank.

4. ADDITIONAL INFORMATION




A. Gaskets: Provided by customer. Use ones similar to our septic tank gaskets.



B. Venting: Provided by customer and required.

C. Traffic Rating: NOT TRAFFIC RATED.



D. Pumping Tank: After installing the tank let the soil settle before pumping the tank dry.

6. OPTIONAL MANHOLE EXTENSIONS



A. 6" Tall X 24" Diameter or 12" Tall X 24" Diameter risers.



B. Manhole extensions are supplied with screws. Butyl rope not included.

CAUTION

Failure to comply with the points below voids warranty.

- A. Tanks are not fire-resistant. Do not store them near an open flame or heat in excess of 180 °F.
- B. Do not install any tank under the path of vehicles or heavy equipment.
- C. Do not leave tanks empty for extended periods of time.
- D. Only for use as underground tanks.
- E. May be used as holding tanks or for pumping applications where permitted by local codes.
- F. Made of resins that meet FDA specifications for the storage of drinking water and can be used for that application.
- G. Protect the tank from sharp objects which could puncture it and cause leakage.
- H. Maximum temperature of liquid entering tank is 120° F.

WARRANTY

Manufacturer warrants that if this part is proven to be defective in material or workmanship within three (3) years from the date of manufacture, manufacturer will (at company's option) either replace or repair said part. This standard limited warranty does not apply to damages resulting from misuse, improper application of recommended materials, accident, or improper installation or maintenance. Remedy to the buyer is limited to the replacement of any defective product (or its component where applicable), F.O.B. point of manufacture. The buyer's remedy under this warranty does not include any other direct or indirect consequential damages which result from defects in material and/or workmanship of its products.



4365 Steiner Street
St. Bonifacius, MN 55375
(800) 328-3420
www.norwesco.com
P/N 10,000 bg info page



6940 O Street
Suite 100
Lincoln, NE 68510
(402) 467-5221
www.snydernet.com